

Revolutionary
100★
GARDEN CENTERS

Bayport Flower Houses, Inc.
940 Montauk Highway, Bayport NY 11705
631-472-0014 Open 7 Days a Week

PRSR STD
U.S. Postage
PAID
Bayport, NY
Permit No. 9

Gardener

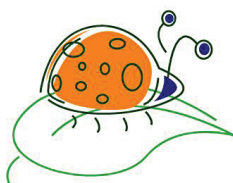
Celebrating Over Eighty Years of Bloomin' Joy!

Summer 2015

2015 Ladybug Breakfast

We're celebrating the 10th Anniversary of **The Ladybug Breakfast** and we're again offering two chances to join the annual release of our ladybugs at Bayport Flower Houses. Please join us on either Saturday, June 27 or Tuesday, June 30 (school's out!) at 9:00 am for some interesting information on these super-hero pests, a super-craft for the kids and some breakfast treats. Then help us release the ladybugs on all of our plants.

Please call 472-0014 to reserve your spot (*no pun intended*) There will be a suggested \$5 donation to benefit the Bayport Blue Point Library Children's Garden Program and Cornell Cooperative Extension's Children Garden Program!



We're Bloomin' All Summer Long!

For All Your Gardening Needs!

Monday - Saturday, 8 am - 6 pm
Sunday, 9 am - 3 pm

All Major Credit Cards Accepted



*"Most folks are as
happy as they make
their minds up to be"*

~Abraham Lincoln

You know what is great about folks who love plants and flowers...they are a happy bunch. Now I'm not sure but I think it's because they are connected to a grand community of not just humans but plants, bugs, animals amongst other things. Being involved in this circle of life gives us a deep appreciation of the beauty this world has to offer. A gardener very quickly learns to only worry about what they can control...nature definitely has the upper hand and it's best to play along.

Summer at Bayport Flower Houses is a time to enjoy the fruits of spring's endeavors and to refine or redesign your garden. In summer all things are possible and we are ready with all the quality plants and flowers, tools and supplies and the expert advice you need. We even have available our new 3 year warranty in place to give you the confidence you need.

So stop in and say hi, there's always something happening at Bayport Flower Houses- from weddings to weeding- it's all good!

Enjoy and be happy,

Karl



Perennial Fun!

June Is National Perennial Month! Here's Some of Our Favorites...



Echinacea
'Cranberry Cupcake'

Full Sun

Abundant, large, cranberry red flowers attract butterflies to a wide range of landscape settings. Vigorous and compact. Will tolerate periods of drought. Perfect for the front of borders and container plantings. Herbaceous perennial.



Echinacea purpurea
'Tiki Torch'

Full Sun

Large, bright pumpkin orange flowers atop well-branched stems make this vigorous grower a superb addition to perennial borders and cottage gardens. Flowers are good for arrangements. Herbaceous perennial.



Echinacea
'Supreme Cantaloupe'

Full Sun

Like no other - this new Echinacea is absolutely the color of a ripe cantaloupe! Bred for excellence, with fragrant, long lasting anemone type blooms on stronger, non-floppy stems. This hardy perennial is attractive to butterflies while also being drought-resistant.

Stella D'Oro Super Special!

\$8

one gallon - regularly \$10.99 - DAYLB

Not valid with other offers or on past purchases.

While Supplies Last ... Limit 4 per customer

Expires 7/31/15 code: NLS154

Bayport Flower Houses, Inc.



Hosta
'Fragrant Bouquet'

Ht: 20-24 in Spread: 24-30 in
Partial Sun-Full Shade
Mounds of apple green foliage with wide, light yellow margins and stalks of fragrant flowers.

Prefers a rich, moist, well-drained soil in part shade. Attracts Wildlife, Hummingbirds & Butterflies



Hosta 'Blue Mouse Ears'

Height: 6-8 in Spread: 12 in
Partial to full shade

An award winning and fun hosta, 'Blue Mouse Ears' adds a bit of whimsy to any shade garden. Its cute, heart shaped leaves rarely reach over 3 inches long and each clump makes a perfectly symmetrical mound of extremely thick, almost rubbery blue leaves, each one having a sliver of white around the edge. Spikes of lavender blooms pop up on long stems held above the foliage in late July. It is one of the most slug resistant varieties available.



Hosta 'Kiwi Full Monty'

Ht: 20-24 in Spread: 24-30 in


Big, corrugated foliage features a bright yellow leaf center and a wide, dreamy, blue-green margin creating a color contrast sensation that will perk up any shaded or partial sun location. It is a rounded, well behaved Hosta with great form and great color. It provides a nice full scape of lavender blue flowers in July that will attract your eye and local butterflies and hummingbirds!



Astilbe chinensis
'Visions in White'

Height: 16" - 20" Width: 20" - 26"

Part Sun/Shade Full Shade
Same habit and vigor as 'Visions' but with deeper green foliage and bright green buds opening to soft white plumes. Not Favored by Deer, Good for Wet Spots, and Cutflowers



Astilbe x 'Younique Silvery Pink'

Height: 16" - 20" Width: 16" - 20"

Part Sun/Shade Full Shade
Large fluffy spikes of pastel pink in late spring, very heavy flowering (even if its first year), compact habit. Not Favored by Deer, Good for Wet Spots and Cutflowers



Watering Tomato Plants

Proper watering plays a significant role in producing a healthy tomato plant with tasty, meaty, juicy fruit. So, what's the secret?


ROOTS Always water at the root zone; never overhead water your tomato plant. Watering directly at the soil level will strengthen the plant's root system. When you overhead water, much of the water will not make it to the roots as it evaporates before reaching the soil. Water droplets on plant leaves act as a magnifying glass and can burn tender plant tissue. Water dripping from leaf to leaf can cause the spread of disease.

SLOWLY Allow the water to drip slowly into the soil giving the plant roots time to absorb the moisture. A drip system is best. Avoid using a hand held hose, as it is easy to underwater using this method. Water to a depth of 8 inches.

REGULARLY Water consistently to produce larger fruits and to avoid split and cracked fruit and blossom end rot. Tomato plants should be watered 2 to 3 times a week in the height of summer. A deep soaking rain counts.

Planting By The Moon Calendar - Summer 2015 as per the 2015 Farmer's Almanac

Beans (*Early*) 6/16-21 (*Late*) 6/16-7/1, 7/15
Beets (*Late*) 8/1-13
Broccoli (*Late*) 6/16-7/1
Carrots (*Late*) 6/15, 7/2-14
Cauliflower (*Late*) 6/16-7/1, 7/15-21
Celery (*Late*) 7/15-31, 8/14-15
Collards (*Late*) 7/1, 7/15-31
Corn, sweet (*Late*) 6/16-30
Cucumbers 6/16-20
Eggplants 6/16-30
Endive (*Late*) 6/16-30
Kale (*Late*) 7/1, 7/15-31
Lettuce 6/16-30
Muskmelons 6/16-30
Okra 6/16-7/1
Peas (*Late*) 7/15-31
Peppers 6/16-30
Radishes (*Late*) 8/30-31
Spinach (*Late*) 7/17-31, 8/14-29
Turnips (*Late*) 7/2-14, 8/1-13
Watermelons 6/16-30



PLANT WITH CONFIDENCE THIS SUMMER

We are all busy, that means we need to plant when we have the time. I can tell you that I'm lucky if I have plants in by July...

There is a popular misconception that the only time of year to plant is spring. Summer is an excellent time of year for planting new garden areas. Most trees, shrubs and perennials can be successfully planted right through the summer and into early autumn. The warmth of the soil promotes rapid root growth and quickly establishes your new planting.

The most important factor for successful summer planting is the selection of the right plant material, that's where we can help. Trees, shrubs and perennials should be either container grown or should have been dug, balled and burlapped in spring to ensure successful summer planting. In the case of container grown stock, the entire root system is enclosed in the pot or container and the plant will suffer very little planting stress when transplanted.

If you are planting a garden in an area with poor soil, it is best to add liberal amounts of organic matter, such as **Purple Cow compost** or peat moss 1 to 2 inches deep) and turn over the soil 6-8 inches down

over the entire garden bed. This improves the entire soil profile and will result in better plant growth.

Water is the key to success in summer gardening. Plants should be thoroughly watered when planted. The plants should then be watered two or three times after planting, allowing the water to soak into the soil between these waterings. The soil around the newly planted stock should not be allowed to totally dry out for 4 to 8 weeks after transplanting. Less frequent but thorough waterings will promote stronger and faster root establishment than a light daily watering. I recommend after the first week of heavier waterings that you deliver a total of about 2- 2 ½ inches of water per week delivered in 3 installments. It's best to do this in the morning...don't waste water by irrigating during the hot mid-day.

Keeping moisture in the soil will greatly reduce the need and frequency of watering summer planted nursery stock. Removal of any weeds or grass two feet around the plant will reduce the competition for water and mulching this area with **Hampton's Estate mulch**, or **Sweet Peet** will greatly improve the soil's moisture retention ability. Mulching around newly planted stock can reduce watering from a

daily occurrence to a weekly occurrence. So don't rush...you've got all summer...

This year we're please to offer our **Bayport Flower Houses Warranty Package** which takes our normal one year warranty of trees and shrubs to 3 years! The package is \$35 and includes **Bio-tone**, plant starter food, a bag of **Purple Cow**, activated compost and a bag of mulch. We whole-heartly believe that the combination of these products will insure your planting success! Or if you'd prefer, our talented Landscape Team can plant your trees and/or shrubs for you, using the same products, and your guarantee will again be three (3) years! Either way, everyone here at Bayport Flower Houses wants you to Plant With Confidence! Stop by and let us help you grow!



**Looking
To Get Your
Hands Dirty?
Or Better Yet,
Let Us Do The
WORK For You!
Either way, here's
the deal for you!**

25% OFF
**Your Tree and/or
Shrub Purchase
of \$250 or more!**

coupon value not to exceed \$100. not valid on installation charge. not to be combined with other offers or on past purchases. in-stock items only. expires 7/31/15 NLS151

Bayport Flower Houses, Inc.

Summer Care of Hanging Baskets



Hanging baskets can add a fantastic spray of color to an existing landscape. Many people visit garden centers and nurseries in the spring to buy their favorite hanging baskets. With a little care, hanging baskets can last well into the fall. Here are a few tips on caring for your hanging baskets.

Watering - Hanging baskets and containers dry out very quickly. On a warm summer day, you may have to water as much as two or three times.

One way to know if your baskets are dry, is to lift them up from the bottom of the container. Dry baskets will be very light weight and should be watered at once. You may also feel the soil to determine dryness. If the potting soil feels dry one inch below the soil surface, then it must be watered. When you water, be sure to water enough

so that it drains out the drainage holes. If your hanging basket has dried out too much, then you will need to immerse it in a bucket of water to resoak the soil mix.

Fertilizing - Frequent watering flushes nutrients from the soil rather quickly. Frequent fertilizing will help replenish that which is lost.

Liquid fertilizers such as **Purple Cow Compost Tea** are applied biweekly throughout the growing season. They are fast acting. Timed-release fertilizers, such as **Osmacote** are applied to the soil, and are released over time. They can last up to several months, depending on the fertilizer. Before you fertilize, it is important that the soil is moist. Fertilizer is utilized by plants much better when they are turgid and not wilting. Be sure to follow all labeled instructions on fertilizer applied to hanging baskets.

Dead-heading - It is important to remove all faded flowers after they have bloomed. This is known as dead-heading. Removal of spent blooms will promote additional flowers to form. Some plants, such as verbena, benefit from cutting them back in mid summer. This will help promote further branching and flower formation.

**Leyland
Cypresses**
\$12

two gallon - regularly \$19.99 - 86255

Limit 4 per customer Not valid with other offers or on past purchases. While Supplies Last

Expires 7/31/15 code: NLS152

Bayport Flower Houses, Inc.

**Endless Summer
The Original**

\$15

Regularly \$22.49



LIMIT 4 PER CUSTOMER

1028734 & 1037550 ONLY. Not valid with other offers or on past purchases. While supplies last. Limit 4 per customer VALID JULY 2015 ONLY

code: NLS153

Bayport Flower Houses, Inc.

**Give Your
Lilacs**
a boost for Next Year
by pruning their
dried flower buds this year!



940 Montauk Highway, Bayport, Long Island, N.Y. 11705
(631) 472-0014 - Fax (631) 472-3136 - (800) 729-0822 - www.bayportflower.com

Hostess Gifts

Summer is Party Time! Say "Thanks" with a gift from Bayport Flower Houses

Beautiful Decorative Vases



Hand Carved Nature Ornaments



Garden Inspired Gifts from *Yankee Candle* and *Michael Design Works* - Candles, Scarves, Handcream, and much more

Bayport's Best Mason Jar Arrangements - \$39.99 each



Mermaid



Pink Mojito



Sangria



Bayport in Bloom



Party Time???

Five (5) Flower

Arrangements for \$100

available in either a pastel or bright color palette.
Flowers will vary based on availability.

Not valid with other offers or on past purchases. Expires 6/30/15 code: NLS155 Bayport Flower Houses, Inc.

JUST IN at BAYPORT FLOWER HOUSES... Finally a clear, non-yellowing, UV Protectant spray that protects all types of outdoor décor, furniture, fountains, and garden accents against fading, peeling & cracking. Extends the life of all outdoor products made of polyresin, wood, metal, glass, cement, plastics, tile, wicker, dried/silk flowers, and other hard to bond surfaces. Also works great on figurines, garden statues, metal yard art, wind chimes, garden stakes and more. Over two years in development, moisture resistant patented formula.

