



**Bayport Flower Houses, Inc.**  
 940 Montauk Highway, Bayport NY 11705  
 631-472-0014 *Open 7 Days a Week*  
*All Major Credit Cards Accented*



# Gardener

Spring 2012

1932~2012 Celebrating Eighty Years of Bloomin' Joy!

"A society grows great when old men plant trees whose shade they know they shall never sit in." —Greek proverb

Welcome to Spring and the 80<sup>th</sup> Birthday of Bayport Flower Houses! I am sure that when my grandparents started Bayport Flower Houses so many years ago they could have only dreamed of the Bayport Flower Houses of today. It was their care and vision that set the stage for the generations to come. I've only been around for 45 years of the history but I certainly relish the wonderful family, staff and customers that have made it an absolute joy to be a part of.

"Where flowers bloom so does hope."  
 - Lady Bird Johnson

The beauty of my family's business is the coupling of people and plants. There is a peaceful feeling you get when connected to the world through the conduit of flowers. I know that our future is bright if not for that legacy but also for the present and future people who share this joy of the natural world.

My family and I welcome you to stop in this spring and help celebrate our 80<sup>th</sup> year. Come in and see the history, enjoy what's new, and dream with us of what is to come...

Thank you to all...past, present and future!  
 ~Karl Auwaerter



Please join us at our annual  
**Spring Festival**

Saturday, March 24<sup>th</sup>, 8 - 6 pm  
 Sunday, March 25<sup>th</sup>, 9 - 5 pm

It's All **Fresh & New** in our 80<sup>th</sup> Year!

Gardening & Flower Design Demos!

*Watch as we create our fabulous Floral Art!*

Take A Stroll through our Greenhouses Bursting With Color! Kid's Activities! Refreshments! Island Music with Calypso Bobby!

**Get Growing And Learn Something NEW**  
 Designing with Flowers...All Weekend

What We Love..What's new this year! Saturday and Sunday  
 11 am *Annuals* 1 pm *Perennials*  
 2 pm *Trees & Shrubs* 3 pm *Earth Friendly Gardening*

**NEW!** 10 am ~ Make A Spring Pansy Planting ~\$25 pp

**Kids Activities...**

**Plant It Up!**...All Weekend. Spring has sprung! Plant some of your own.

**Make A Pansy Fairy**...All Weekend

**NEW!** Plant Detective Game...All Weekend.

**20% OFF**

Your Total Purchase

March 24<sup>th</sup> & 25<sup>th</sup> ONLY

not to be combined with other offers.  
 not valid on past purchases. in-stock items only. expires 3/25/12. Code: NOHSP12



# Spring Classes & Talks

Pre-registration for classes is required at **631.472.0014**

**Barefoot Ready Lawn Care** Saturday, March 31 at 10 am  
Walk without a care in your barefeet this year! And Give Mother Nature a big hug while you're at it!  
Learn how to have the lawn you love, while protecting the earth you love. **(No charge)**

## April

Saturday, April 7 at 3 pm **(\$15 pp)**.  
**Victorian Tussy Mussy**  
Kids can make a colorful European nosegay. In the early 1900s this bouquet was used to "speak" to each other, much like we do now in text messages.

Saturday, April 14 at 10 am-12 pm and 2 pm-4 pm  
**SOLUTIONS Saturday**  
Got a gardening question? A strange-colored leaf problem? A wet yard? Bring on the questions and we'll have our horticultural experts on hand and ready to answer. Bring plant samples or pictures, if you've got them **(No charge)**.

Saturday, April 21 at 3 pm **(\$15 pp)**.  
**Earth Day Flowers!**  
*Let's creatively RECYCLE this year...Maybe you have a mason jar or a single kid's rain boot. Finding something that's commonly used everyday can be an unusual, but exciting decorating accent. Bring in your recycled item and we will rejuvenate it in the true spirit of Earth Day...with flowers!*

## May

Saturday, May 5 at 11 am **(No charge)**  
**The Power of MYKE with Craig Pine from Premier Tech**  
We're letting the secret out! It's like anti-virus software for your plants! Helps them grow stronger from the bottom up!

Saturday, May 5 at 10 am  
*(Large planter - \$38 pp, Small planter - \$20 pp)*  
**Strawberry Herb Pots!**  
*Moms mean the whole world to us...that's why this year let's make Mom her own herb garden, in a beautiful strawberry planter.*

Saturday, May 19 at 3 pm **(\$15 pp)**  
**Create A Floral Cupcake...**  
*Learn what's new and fun in floral design. Then let us guide in the sweet design of a floral cupcake!*

Saturday, May 26<sup>th</sup> at 10 am **(\$38 pp)**  
**Patriotic Porch Pots...** *Three cheers for the red, white and blue flowers! Create your own festive & patriotic container garden*

## June

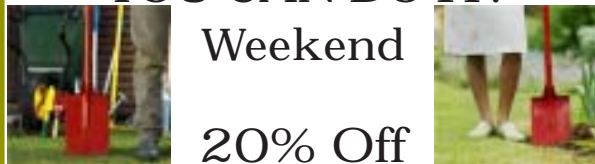
Saturday, June 2 at 10 am **(\$38 pp)**  
**Edible Porch Pots...** - *In Europe, they call it a kitchen garden, we call it an edible container garden, they say to-mot-o, we say to-mate-o, oh well, it all tastes great when it's fresh!!*

Saturday, June 23<sup>rd</sup> and Tuesday, June 26<sup>th</sup> at 9 am  
**Ladybug Breakfast...**  
*Be sure to BE SPOTTED at the annual release of the ladybugs for children of all ages!*  
**NEW! Registration Required by June 20th - 631.472.0014**



## Well Worth The Weekends! Specials ~ Informational Classes

April 21 & 22  
**YOU CAN DO IT!**



Weekend

20% Off

All Trees, Shrubs, Mulches, Soils,  
Pottery and Stone

Saturday, April 21 - **No Charge**

Garden Talks

DIY Garden Ideas

10 am - **Easy Edibles** - Veggie Gardening For Everyone!

11 am - **Easy & Beautiful Butterfly Garden**

1 pm - **Tree Island Planting**

3 pm - **1.2.3. Deckscaping**

April 28 & 29  
**IT'S BLOOMIN' ROSES**

Weekend  
Buy 2, Get 1 FREE  
All Rose Bushes\*



Saturday, April 28 at 10 am - **No Charge**

Garden Talks

Bloomin' SUCCESS with Roses

June 16 & 17  
**HYDRANGEA Weekend**

Buy 2, Get 1 FREE  
All Hydranga Shrubs\*



Saturday, June 16 at 10 am - **No Charge**

Garden Talks

Bloomin' SUCCESS with Hydrangeas


\*of equal or lesser value



### Celebrating 80 Years of Bloomin' Joy!

Bayport Flower Houses, located at 940 Montauk Highway in Bayport, is a long-standing tradition on the South Shore – serving these communities since 1932. Bayport Flower Houses began as a wholesale carnation grower, selling to the New York City market, under the management of Maria & Paul Auwaerter. In the 1930s, while the carnation crops were being harvested many of the stems would break off short. The wholesale market only demanded long stems so the short stem carnations were put in a bucket and placed outside the packing shed for people passing through to the local cemeteries.

Today, over 80 years later – Bayport Flower Houses is still under the management of the Auwaerter family. Karl Auwaerter and his sister, Christine Saroka, head up a dedicated team of horticulturists and floral designers providing the local communities with the beauty of flowers & plants. We're excited to share with our customers and friend the story of Bayport Flower Houses as we celebrate throughout the year. Look for our historical articles on our website [www.bayportflower.com](http://www.bayportflower.com) and in our upcoming issues of *The Gardener*.



**Easter Bunny Visits**  
**April 7<sup>th</sup> & 8<sup>th</sup>!**

# What's New In Our Garden

For Starters - *Our Website & Plant Navigator!* New to our website in 2012 is our Plant Navigator. This great database is updated for what we're growing, with pictures and information to help you in your garden and landscape planning. Visit [www.bayportflower.com](http://www.bayportflower.com) and click on the Plant Navigator link on the lower left.

## Great Annuals For HOT & DRY



Courtesy of  
**Melissa Dorcinvil,**  
*Greenhouse Manager*



**Lantana**  
Bandana Series



**Cleome**  
Senorita Rosalita  
(Spider Flower)



**Angelonia**  
(Summer Snapdragon)



**Zinnia**  
Magellan Series



**Bracteantha**  
Sundaze  
Golden Beauty

## Perfect Perennials 2012




Courtesy of  
**Mary Ann Costanzo,**  
*Perennial Manager*



**Lavendula**  
'Ellagance Purple'



**Nepeta**  
'Blue Dreams'



**Hemerocallis**  
'Jersey Earlybird Oriole'



**Echinacea**  
'Sombrero Salsa'



**Shrubs**  
Courtesy of  
**Les Saroka,**  
*Nursery Manager*



**Bountiful Blue®**  
Blueberry  
*Vaccinium corymbosum*



**Pink Velour**  
Crape Myrtles™



**Ruby Falls**  
Redbud



**Little Lime™**  
Hardy Hydrangea  
*Hydrangea paniculata*

Courtesy of  
**Karl Auwaerter,**  
*General Manager*



## woollypocket



Woolly Pockets-the possibilities are endless... you can put a garden anywhere- indoors or out.



## Indoor Xeriscaping!

Amazing variety of cacti and succulents



**Alfresco Home**  
Pottery Collection  
Dazzling new styles and designs...great for indoors and out too!



Courtesy of  
**Mireille Vingerhoets,**  
*Retail Assistant Manager*

## Fairy Gardens



## What To Expect From A Warm Winter...

Besides using less fuel and spend more time outdoors, what do these warm winter temperatures mean for our gardens this spring?


One of the most important aspects of this winter has been the absence of snow cover. Snow cover helps to moderate soil temperature fluctuations and provide a moderate soil environment for both roots and insects (and fungi and bacteria too!). This year without the snow cover and the absence of a deep frost layer the root zone has been anything but moderate. This fact coupled with the mild air temperatures will most certainly push the spring blooming plants to do so earlier. In general, early blooming is not a big problem unless it is coupled with unusually cold dips in temperature or late frosts. These two events can damage flowers but will not harm the overall health of the plant...you'll just have to wait for next year. Actually I think this is what makes gardening exciting...you never really know what to expect.

I know everybody is concerned with the warm winter making this spring and summer more "buggy". It is true that soil zone maybe more cozy for the soil borne insects this winter but remember they may develop too quickly and emerge when they should not. This early emergence could lead to starvation if their food source is not on the same timing or even death if the temperature fluctuations are not something they can adapt to when they are above ground. In addition, probably the most important aspect to remember is that although the insect pests may survive so will the beneficial insect. That's the beauty of nature...it balances itself...and generally only gets out of balance when we do something to screw it up.

So here are a few tips to deal with a warm winter:

- Don't remove mulch or winter leaf cover too early...this cover shades the root systems and keeps the soil cooler.
- If flowers do come out too early (saucer magnolias, cherry, some bulbs) and you know that we are getting very low temperatures or a hard freeze, you can spray Wiltpruf, Freeze-pruf, or cover with a blanket or bucket during the night.

- If you see insect pests, don't panic...give the good guys a chance to catch up. Remember the beneficial insects are always a little behind the pests because that's who they eat and beneficials can't exist until after the pests are established.
- Don't fertilize too early just because it is warm out...we don't want to encourage early growth (don't do lawns until late April/May).
- Embrace the great weather and make this your greatest gardening year yet!



# The Home Ecology of Flowers

Behavioral research by Nancy Etcoff, Ph.D., of Massachusetts General Hospital and Harvard Medical School shows that people feel more compassionate toward others, have less worry and anxiety, and feel less depressed when fresh flowers are present in the home.

## Bottling the Power of the Home Ecology of Flowers



##Display flowers in common areas such as your kitchen, dining and family rooms to experience the greatest mood-boosting effects.

##The kitchen table might be the best place for flowers, because it's where people gather.

##Match a room's décor with one of the hottest flower trends — monobotanic (arrangements of all one type of flower) and monochromatic (using all one color palette, such as a range of pinks).



##Even just a few flowers in a bud vase can perk up a room.

##For a contemporary look, group several vases together holding just one or two stems.

##For an easy, elegant table decoration, set a series of crystal vases on a fabric runner. Place fresh flowers in each of the vases and surround them with greenery.



##In the foyer, create a space to hang your keys that also includes a weekly vase of flowers. It will be the last place you see on your way out the door and the first you see on your way back inside.

##An abundant arrangement of lilies, gladiolus, hydrangea or any large blooms creates an inviting environment for an expansive entryway or dining room.

##Choose soothing colors, like blues and greens, to create a tranquil feeling, or bright reds and oranges for a sensual arrangement.



### Cooler Kick Off!

Celebrate the Grand Re-opening of our *Beautiful & New Flower Cooler* **\$5 Off**

Any \$10 Purchase or more from the Flower Cooler!

Expires 4/30/12 not valid with other offers or on past purchases. In-cooler Items ONLY. code: FC12

Bayport Flower Houses



**\$10 Off** Your Purchase of \$30 or more

not to be combined with other offers or on past purchases. expires. In-stock items only. Expires 4/30/12 code: NLS12

Bayport Flower Houses

## Getting Ready for The Prom - 2012

At Bayport Flower Houses we know how very important prom flowers are to our young customers. We are happy to work with you to make your corsages and boutonnieres extra special. If you have your heart set on a certain corsage style or type of flower, then there is nothing wrong with letting your date know what you would like. You might even suggest going to the florist shop together to pick out your flowers. We are experts at customization. Show us



your dress (or a swatch of the fabric) and let us select an appropriate ribbon. Or we can show what ribbons we have on hand and choose one yourself. Prom is all about enjoying a fabulous party, looking drop dead gorgeous and dancing the night away. Let your personality shine through in all your choices for such a special evening. Here are the questions and answers to some common questions we hear this time of year.

### How do I let my prom date know what type of flowers I really want?

If you have your heart set on a certain corsage style or type of flower, then there is nothing wrong with letting your date know what you would like. You



might suggest visiting us together so you can order his boutonniere to match your corsage. You could also show him a few photos of flowers and ask what he would like for his boutonniere. Be sure you also have a photo of what you want.

### My prom budget is limited. Are there less expensive flowers that won't make me look "cheap"?

Tell us what your budget is and ask for ideas. We're here to help and make this night special. An inexpensive flower used in a lovely corsage style can be just as beautiful as a more expensive bloom. Alstroemeria lilies are a good choice, as are mini carnations. But your florist will know what the best value is.

### Should my prom date's boutonniere match my corsage?

This is certainly becoming a popular trend but is not necessary.

### What type of corsage goes best with a strapless prom dress?

Either a wrist corsage or a hand-held nosegay. Flowers for your hair or neck or corsages pinned to an evening bag are also great choices.

